



**OM / TEXO FEB**



**A** Leading Manufacturers  
of **Textile** Machinery







## COMPANY PROFILE



**OM TEXO FEB** was established and incorporated in the year 1994 at Ahmedabad, Gujarat (India). We first started manufacturing of universal Calendar machine & Rotary printing machines. We are also manufacturing all types of Fabric Process Textile machinery.

We could supply more than one thousand Different types of Calendar machine & Rotary printing machine in India & few Machines Exported to Bangladesh & Indonesia.

Also we are Manufacturing & Supply Chainless Mercerising Machine, Print Washer Machine, Vertical Drying Range machine.

### MISSION STATEMENT

- We build excellent reputation within "**Textile Processing Machinery**" Which is reflected in their on going relationship with customer whose satisfaction has generated high level of repeat order.
- We tries to provide greater importance on customer value at every stage, introduce new models of machines with user friendly and innovative features.
- Customer's satisfaction in the only profit.
- **OM TEXO FEB** have the capabilities to supply or customer with variety of products to meet their requirement.
- Today **OM TEXO FEB** have expanded to match goal and vision to deliver best to the valuable customer.
- We are totally committed to maintaining high performance standards on behalf of our customer, employee, supplier and business partner.

### QUALITY POLICY

- The products are developed, produced and tested systems available in house.
- We have own production facility and testing equipment's from raw material purchase to finished products.
- We have full of quality and technical supervision controlled staff, the production management based on the continues improvement of quality management system to provide customer satisfaction.
- The machines and equipment's in our workshop is maintained and repaired by the maintenance staff.
- All measuring instruments are periodically calibrated by approved lab..



## INDEX

SR. NO.	PRODUCTS NAME	CODE NO.	PAGE NO.
1.	"C" TYPE FRICTION CALENDER MACHINE	OTF - 101	05
2.	2 BOWL EMBOSS/SCHINER CALENDER	OTF - 102	06
3.	3 BOWL CALENDER MACHINE	OTF - 103	07
4.	4 BOWL CALENDER MACHINE	OTF - 104	07
5.	5 BOWL CALENDER MACHINE	OTF - 105	08
6.	7 BOWL CALENDER MACHINE	OTF - 106	09
7.	ROTARY SCREEN PRINTING MACHINE : 1 COLOR	OTF - 107	10-12
8.	ROTARY SCREEN PRINTING MACHINE : 2 COLOR	OTF - 108	10-12
9.	ROTARY SCREEN PRINTING MACHINE : 4 COLOR	OTF - 109	10-12
10.	ROTARY SCREEN PRINTING MACHINE : 6 COLOR	OTF - 110	10-12
11.	ROTARY SCREEN PRINTING MACHINE : 8 COLOR	OTF - 111	10-12
12.	ROTARY SCREEN PRINTING MACHINE : 10 COLOR	OTF - 112	10-12
13.	ROTARY SCREEN PRINTING MACHINE : 12 COLOR	OTF - 113	10-12
14.	DRYER AND PLAITER MACHINE	OTF - 114	13
15.	CONTINUES CHAINLESS MERCERISING MACHINE	OTF - 115	14-17
16.	PRINT WASHER MACHINE	OTF - 116	18-21
17.	JIGEER MACHINE WITH WATER CIRCULATION SYSTEM	OTF - 117	22
18.	SS WALL AUTO JIGGER DYEING MACHINE	OTF - 118	23
19.	SS WALL JIGGER MACHINE (JUMBO)	OTF - 119	24
20.	CI WALL JIGGER MACHINE	OTF - 120	24
21.	JIGGER SHADED DYEING MACHINE	OTF - 121	25
22.	VDR - VERTICAL DRYING RANGE MACHINE	OTF - 122	26
23.	TEXTILE MACHINE PARTS		27





## **"C" TYPE FRICTION CALENDER MACHINE**

**OTF - 101**



### **Machine Specification**

<b>Pattern</b>	: Vertical 3 Rollers the top Rollers is the heating steel mirror roller / Hard Chrome & Super Finish Roller The middle roller is soft / Nylon or PSL and bottom roller is cotton roller.
<b>Speed</b>	: Ordinary Calendering 5-50 mtr./min. Friction Calendering 5-20 mtr. /min.
<b>Pressure</b>	: Ordinary Calendering 60-80 Ton Friction Calendering 5-10 Ton
<b>Temperature</b>	: < 70° C



## 2 BOWL EMBOSS/SCHINER CALENDER

OTF - 102



Characteristic of 2 Bowl Embossing / Schiner Calender

This is an embossing machine suitable for all of fabrics, knitted and paper

Use for All Type of Fabric & paper Finishing

### Machine Specification

**Running Speed :** 5-30 mtr./min.

**Pressure :** 2-35 Ton

**Temperature :**  $\leq 130^{\circ}\text{C}$

### Bowl Specification

**Roller Face :** 600 mm - 4800 mm

**Top Bowl / Roll :**  $\varnothing$  200 mm ( Embossing Roll )

**Bottom Bowl / Roll :**  $\varnothing$  460 mm ( Paper / Cotton )

**Heating Elements :** Electric Heater





## 3 BOWL CALENDER MACHINE

OTF - 103



## 4 BOWL CALENDER MACHINE

OTF - 104



### Machine Specification

**Running Speed** : 5-50 mtr/min  
**Pressure** : 5-60 ton  
**Temperature** : < 70° C  
**Heating Elements** : Steam, Electric, Gas

### Bowl Specification

**Roller Face** : 1200 mm - 4800 mm  
**Cotton Bowl** : Ø 610 mm  
**Polyamide Bowl** : Ø 510 mm  
**Steel Bowl** : Ø 350 mm - 400 mm - 500 mm



## 5 BOWL CALENDER MACHINE

OTF - 105



### Characteristic Of 5 Bowl Calender Machine

This Calender machine gives both side silky, Smoothness, evenness & luster finish

#### Machine Specification

Running Speed : 5-50 mtr/min  
Pressure : 5-60 ton  
Temperature :  $\leq 70^{\circ}\text{C}$   
Heating Elements : Steam, Electric, Gas

#### Bowl Specification

Roller Face : 1200 mm - 4800 mm  
Cotton Bowl :  $\varnothing$  610 mm  
Polyamide Bowl :  $\varnothing$  510 mm  
Steel Bowl :  $\varnothing$  350 mm - 400 mm - 500 mm  
Bottom Bowl :  $\varnothing$  500 - 560 - 610 mm





## 7 BOWL CALENDER MACHINE

OTF - 106



### Characteristic Of 7 Bowl Calender Machine

This Calender machine gives both side silky, Smoothness, evenness & luster finish

#### Machine Specification


**Running Speed** : 5-50 mtr/min  
**Pressure** : 5-60 ton  
**Temperature** :  $\leq 70^{\circ}\text{C}$   
**Heating Elements** : Steam, Electric, Gas

#### Bowl Specification

**Roller Face** : 1200 mm - 4800 mm  
**Cotton Bowl** :  $\varnothing$  610 mm  
**Polyamide Bowl** :  $\varnothing$  510 mm  
**Steel Bowl** :  $\varnothing$  350 mm - 400 mm - 500 mm  
**Bottom Bowl** :  $\varnothing$  500 - 560 - 610 mm



# ROTARY SCREEN PRINTING MACHINE



## AVAILABLE WITH

OTF - 107 : 1 COLOR  
OTF - 108 : 2 COLOR  
OTF - 109 : 4 COLOR  
OTF - 110 : 6 COLOR

OTF - 111 : 8 COLOR  
OTF - 112 : 10 COLOR  
OTF - 113 : 12 COLOR






## ROTARY SCREEN PRINTING MACHINE

The screen supporting device is equipped with adjustable seats. The screen engaging bridge is sleeplessly adjustable in the traverse direction to the axis of the machine so any available screen between maximum and minimum printing width can be used.

The cross, diagonal and fine height adjustment device are mounted on the printing unit the adjustment can be done very easily by hand wheels.

### PRINTING UNIT

Printing unit with simple construction is very easy to operate. Drive gear, screen and color pipe can be simultaneously attached or detached from the machine, which saves time and space. Any available screen length between maximum and minimum printing width can be used. Repeat, diagonal fine height adjustment and other key control function are conveniently positioned



### SALIENT FEATURES OF SUN-TEX


- Floating bearing system
- Very easily handling
- Saving of space
- Micro gearing synchronization device
- Magnet roller squeegee system
- Open bearing type printing unit
- Quick change over & low downtime
- Telescopic design of printing units
- Economical use of shorter screen is possible
- High efficiency reversible Color pump & squeegee saves on Color wastage
- High efficiency compact dryer
- Easy screen running due to 1:1 gear ration
- Any repeat position between 500 mm to 1000 mm
- Step less width variation between maximum and minimum printing width
- Magnet roller squeegee guarantees absolute even Color application over large printing width
- Floating bearing system. Light running screen head bearing, with micro gearing device enable a single sided screen drive up 3250mm printing width



## MACHINE SPECIFICATION

Printing width	: 1250, 1500, 1800, 250mm & above
Printing repeat	: 640mm.
Printing speed	: 6 to 60-80 mts/min.
Number of colors	: 1, 2, 4, 8, 12, 16, & above colors
Suitability of cloth	: cotton, viscose, polyester, synthetic, woven & woven fabrics
Drive of the machine	: D.C Rectifier-4 motor synchronized drive
Nature of current	: 415 V AC 50 Cycle 3 Phase + -10%
Connected load	: 90/150 H.P
Water consumption	: 40 to 60 liter/min Approximate
Dryer	: 430 Kg/Hr of water evaporating capacity at 6 Kg/cm <sup>2</sup> steam pressure and other standard condition

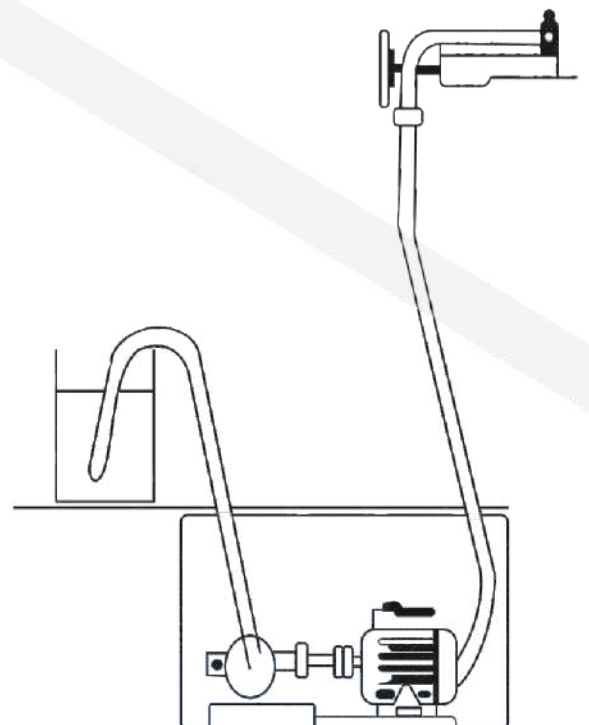
## BLANKET WASHING



Pre-cleaning of Printing blanket by spray pipe and rubber scrapper. Intensive cleaning by two brush rollers with pressurized water spray. The pre-washing & washing & washing device is pneumatically lifted in operating. position with blanket drying adjustable scrappers. The washing unit can be pulled out for cleaning.

## COLOUR SUPPLY

Automatic color supply with electronic color level controller of the gear pump ensured that the color level in the screen is always precisely maintained. The pump can be reversed to return color from the pipes to the container so that the wastage of color minimized during color change






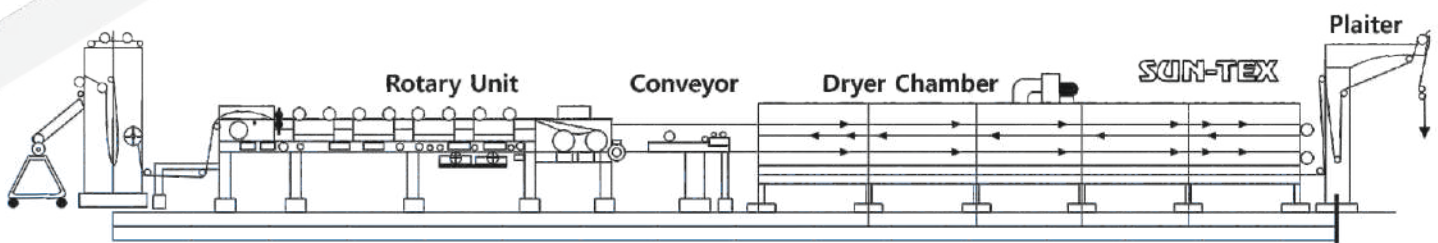


## DRYER AND PLAITER MACHINE

OTF - 114



Drying Chamber is provided to dry heavily printed fabrics. The drying chamber is equipped with a hot nozzle drying system. The air circulation is controlled by an axial ventilator system. The construction of the nozzle chamber guarantees a uniform distribution of the hot air over the entire surface of the fabrics. Suitable exhaust fans are also provided. Plaiting device with A.C. Motor driven system with compensating roller is provided.





## CONTINUES CHAINLESS MERCERISING MACHINE

OTF - 115



### MACHINE USE

- Mercerising is A Process In Which or Cotton Fabric Are Immersed in Strong Caustic Solution to Achieve Optimum Result. The Following are The Distinct Advantages of Mercerising Process.
- Increased Dye Affinity
- Increased Luster
- Increased Tensile Strength
- Weft Yarn
- Increased Dimensional Stability of Wrap & Weft Yarn
- Elimination of Immature or Dead Cotton Improved Handling Effects
- Impregnation & Stabilization Followed By Recuperate & Wash Tank Acid Arrangement.

#### Optional Item :

- Big Batching And Cylinder Dryer Can Be Supplied Optionally.





## MACHINE COMPRISING THE FOLLOWING SEQUENCE

### 1. FABRICS FEEDING DEVICE (ENTRY).

- Standard Entry Arrangement Consisting Of Fix Tension Pipes.
- Cloth Tightening Arrangement.
- Cloth Guider And Three Curved Bar Expander Roll.
- High Entry Guide Roll.
- Ebonite Guide Roller Suitable For Double End of Fabric.



### 2. IMPREGNATION UNIT

- Impregnating Unit Having Fabricated Tank Prepared From Ms Plates With Partition Sheets.
- Top Rollers Will Be Of Natural Rubber Coated And Bottom
- Ss Buoyant Drums Will Be Provided. Over Flow And Drain Connections Will Be Provided With Valve.

### 3. STABILIZING UNIT

- Stabilizing unit having fabricated tank prepared from MS plates with Partition sheets.
- Top rubber rollers and Bottom SS buoyant drum will be provided.
- SS hood is provided on MS tank for getting higher temperature in stabilizing unit.
- Circulating pump with liquid spray arrangement with filter unit will be provided for Water circulation arrangement.
- Inner side perforated pipe connections for steam inlet line for hot temperature.
- Over flow and drain connections will be provided with valve.







#### 4. WASHING SECTION

- Washing section will comprise of close Stainless steel tank.
- Close tank are fabricated from Stainless steel sheets, and argon arc welded.
- We are provided 11 Nos. (05 Top + 06 Bottom) SS Guide rolls with SS shaft ends.
- Top rollers will be running in ball bearings and bottom rollers will be running in Teflon bush bearings.
- Coil pipe connections for steam inlet line for hot temperature.



#### 5. SQUEEZING NIP

- Heavy Duty squeezing Nip will be fabricated from MS plates with channel & Pipe tie bar.
- Nip arrangement will be provided with one ebonite coated driven roll and one rubber coated top roll running in self-aligning roller bearings. Rollers prepared by heavy duty pipes.
- MS shafts for Intermediate drum arrangement.

- We provided swiveling drum is mounted with pneumatic cylinder arrangement.
- Pneumatic cylinders single acting will be provided for pressure application with pneumatic Control panel.
- Pneumatic control panels will be prepared from MS (With Powder Coated) sheet only.

#### 6. PLATING ARRANGEMENT

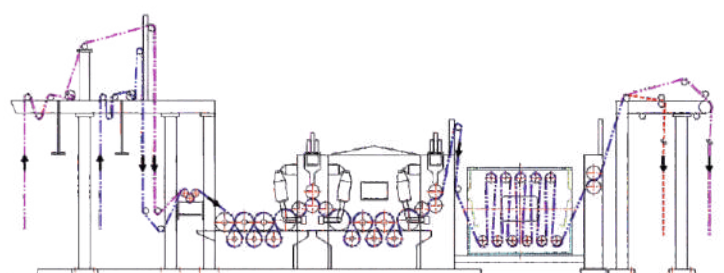
- On Delivery End Plating Arrangement Will Be Provided For Two Ends of Fabric.
- Ebonite Guide Roller Suitable For Double End of Fabric.



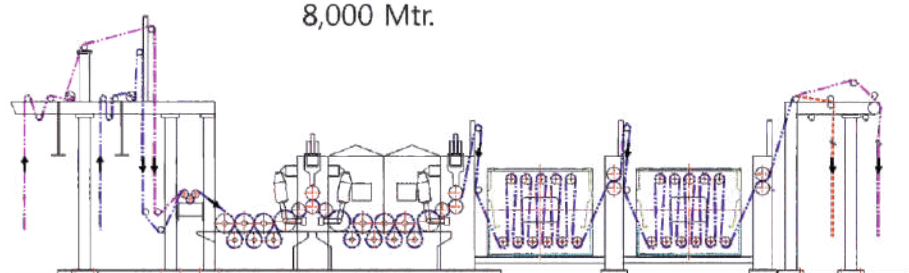
#### 7. DRIVE & ELECTRIC PANEL

- Infinite variable speed AC drive for machine will be provided with AC motors and in line helical gear.
- Complete AC control panel will be provided with inverter.
- Speedometer, counter meter in digital display with control arrangement will be provided in remote control box.

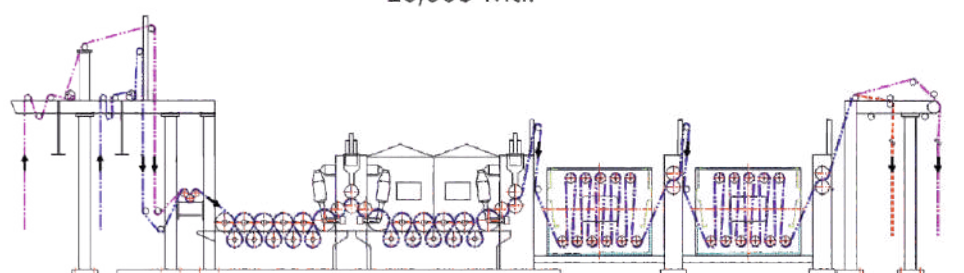




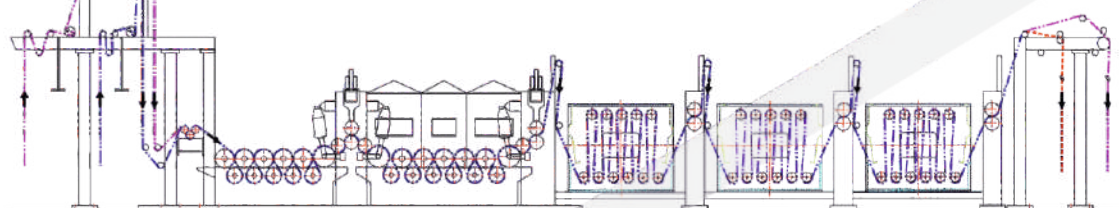
8,000 Mtr.



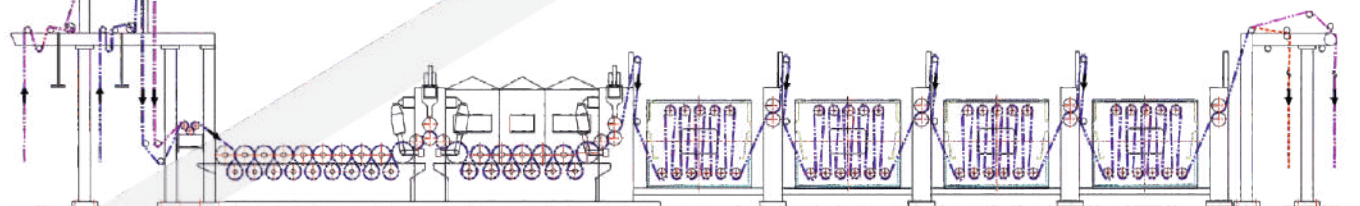
10,000 Mtr.



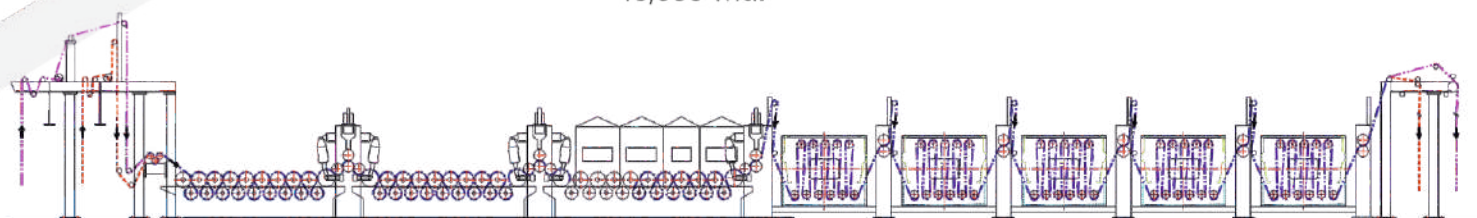
20,000 Mtr.



30,000 Mtr.



40,000 Mtr.



Entry

Impregnation Unit

Stabilizer

CLOSE WASH TANK

Plaiter

60,000 Mtr.



## PRINT WASHER MACHINE

OTF - 116

### MACHINE USE FOR

- Removal of Excess Color Form Printed Fabric.
- Removal of Printing Gums Form on Fabric.
- Complete Synchronizing of Fabric Linear Speed Hence Tensionless and Creaseless Transport Process.
- Counter Current Water Flow With Automatic Drain System.
- Circulation System With Filter and Spray Arrangement in Drum.

### OPTIONALLY ITEMS

- Vertical Drying Range Attachment with Machine for Continuously Drying of Fabric.
- Batching Device

### MACHINE COMPRISING THE FOLLOWING SEQUENCE

#### 1. FABRICS FEEDING DEVICE (ENTRY).

- Standard Entry Arrangement Consisting of Fix Tension Pipes.
- Cloth Tightening Arrangement.
- Cloth Guider And Three Curved Bar Expander Roll.
- High Entry Guide Roll.
- Ebonite Guide Roller Suitable For Double End of Fabric.

#### 2. PRE DIPPING TANK

- Washing section will comprise of open Stainless steel tank.
- Open tank are fabricated from Stainless steel sheets, and argon arc welded.
- We are provided SS Guide rolls with SS shaft ends.
- Top rollers will be running in ball bearings and bottom rollers will be running in Teflon bush.
- Coil pipe connections for steam inlet line for hot temperature.

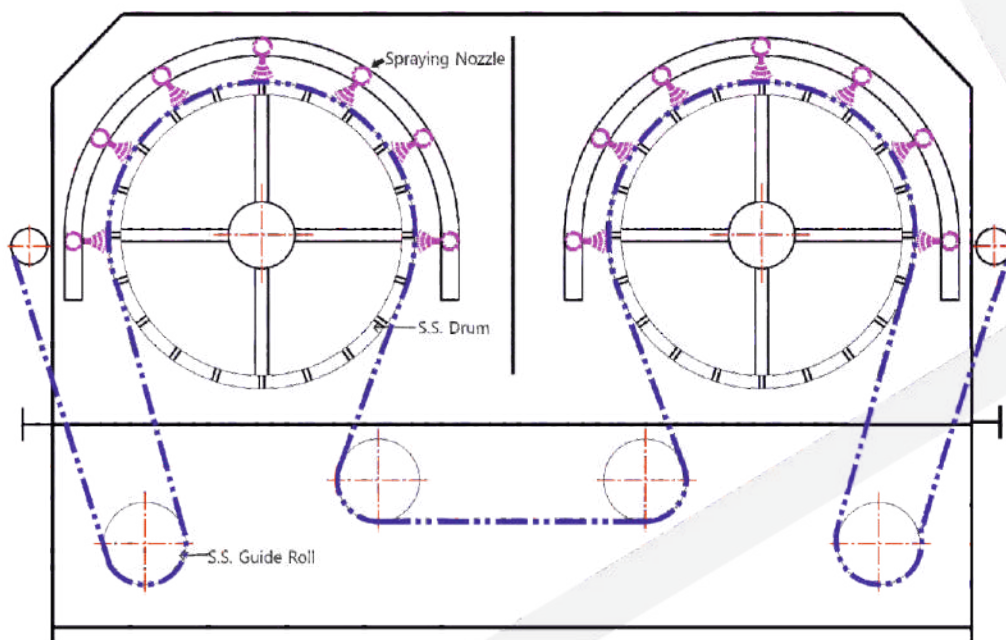






### 3. DRUM UNIT

- Drum tank are fabricated from perforated S.S. sheets with argon arc welded.
- SS guide rollers with SS shaft ends.
- S.S. Pipe Spray Arrangement on fabric inner side Drum.
- Drum outside filter unit with water circulation pump arrangement.
- At the delivery end of nip pneumatic compensating arrangement will be provided.



### 4. WASHING SECTION


- Washing section will comprise of close Stainless steel tank.
- Close tank are fabricated from Stainless steel sheets, and argon arc welded.
- We are provided 11 Nos. (05 Top + 06 Bottom) SS Guide rolls with SS shaft ends.
- Top rollers will be running in ball bearings and bottom rollers will be running in Teflon bush bearings.
- Coil pipe connections for steam inlet line for hot temperature.





#### 5. SQUEEZING NIP

- Heavy Duty squeezing Nip will be fabricated from MS plates with channel & Pipe tie bar.
- Nip arrangement will be provided with one ebonite coated driven roll and one rubber coated top roll running in self-aligning roller bearings.
- Rollers prepared by heavy duty pipes.
- Pneumatic cylinders single acting will be provided for pressure application with pneumatic Control panel.
- Pneumatic control panels will be prepared from MS (With Powder Coated) sheet only.



#### 6. PLATING ARRANGEMENT

- On Delivery End Plating Arrangement Will Be Provided For Two Ends of Fabric.
- Ebonite Guide Roller Suitable For Double End of Fabric.

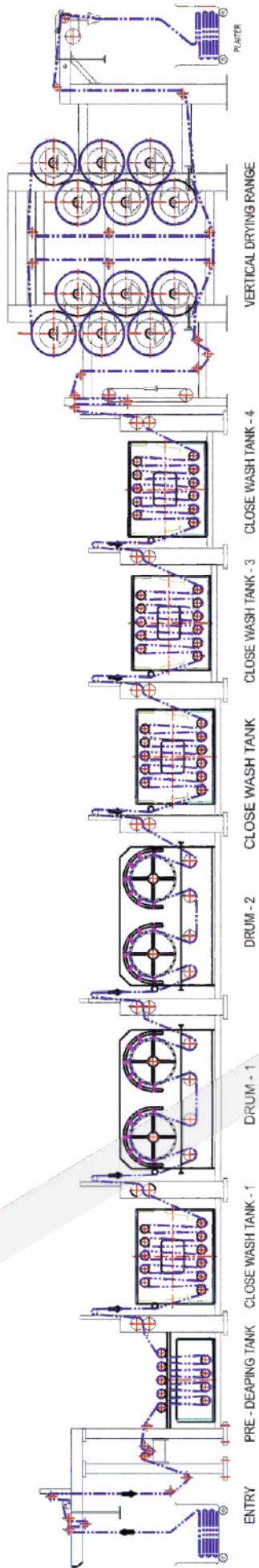
#### 7. VDR - VERTICAL DRYING RANGE UNIT

- Dyeing Range Cylinder made from Stainless steel quality plate - 12Nos.
- Trunnion made from MS Shaft.
- Rotary Joint with connected Siphon Pipe.

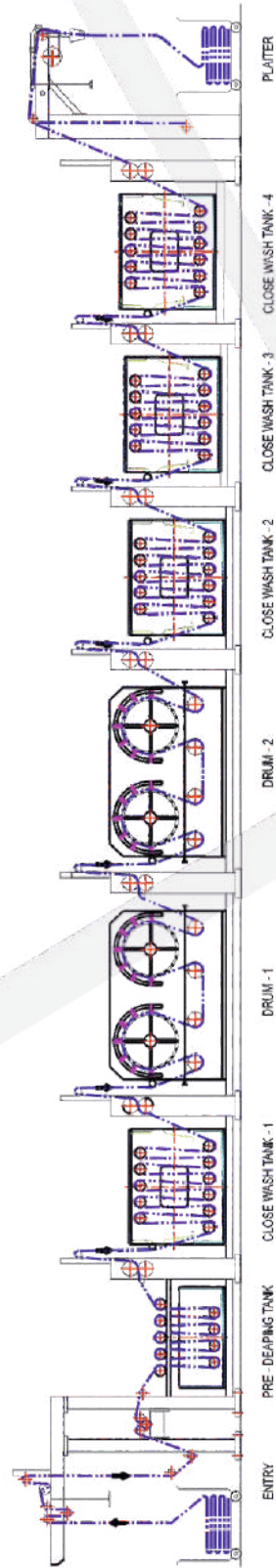
#### 8. DRIVE & ELECTRIC PANEL

- Infinite variable speed AC drive for machine will be provided with AC motors and in line helical gear.
- Complete AC control panel will be provided with inverter.
- Speedometer, counter meter in digital display with control arrangement will be provided in remote control box.





### PRINT WASHER WITH VDR



### PRINT WASHER MACHINE





## JIGGER MACHINE AUTO / MANUAL



**JIGEER MACHINE WITH WATER CIRCULATION SYSTEM  
OTF - 117**

### AVAILABLE WITH

#### **OPTIONAL ITEMS**

- Circulation Pump With Filter & Pipe Line
- Temperature Controller
- Auto Forward Reverse

#### **CAPACITY**

100 Kg, 150 Kg, 200kg, 250 Kg,  
300 Kg, 400 Kg, 500 Kg, 750 Kg,  
1000kg

#### **SIZE ROLLAR FACE**

48", 60", 66", 72", 84", 96",  
108", 120"





## SS WALL AUTO JIGGER DYEING MACHINE

OTF - 118



### SPECIFICATION JIGGER MACHINE

- Main tank fabricated from stainless steel sheet, argon welded necessary stiffeners are provided to strength the tank, Drain.
- Direct and Indirect heating coil is provided for heating tank.
- Main Roll made from Heavy duty pipe with SS Cladding. Roll Mounted on Heavy duty self bearing & pedestal. The batch rolls are suitable to take fabric up to batch.
- The Main Wall Structure made from Stainless steel material with MS Channel bottom structure.
- The Main differential drive gear box is provided with heavy duty duplex chain and chain wheel cross bar.
- V' Type ZULHA made from S.S. Solid Shaft.
- We are provided circulation pump with filter unit with drain valve arrangement (Optional).
- Electric Control Panel & Remote Box with PLC for Auto forward reverse arrangement in direct with controller.



## **SS WALL JIGGER MACHINE (JUMBO)**

**OTF - 119**



## **CI WALL JIGGER MACHINE**

**OTF - 120**



### **CAPACITY**

100 Kg, 150 Kg, 200kg,  
250 Kg, 300 Kg, 400 Kg,  
500 Kg, 750 Kg, 1000kg

### **SIZE ROLLER FACE**

48", 60", 66", 72", 84", 96", 108", 120"





## **JIGGER SHADED DYEING MACHINE**

**OTF - 121**



### **CAPACITY**

100 Kg, 150 Kg, 200kg,  
250 Kg, 300 Kg

### **SIZE ROLLER FACE**

48", 60", 66",  
72", 84"



## VDR - VERTICAL DRYING RANGE MACHINE

STE - OTF

### DESCRIPTION

- Drying of Fabric At High Steam Pressure
- Belt Drive For Cylinder
- Inverter Drive For Perfect Synchronisation Cylinder Dryer
- 2 Bowl Or 3 Bowl Mangle To Be Attached With Cylinder Drive
- Any Fabric of 70 GMS To 450 GMS Can Be Successfully Dried.

### OPTIONAL ACCESSORIES

- Teflon Coating on Drying Cylinders

### DESCRIPTION

- Indirect drying using Stainless Steel Cylinders.
- Suitable for one or two sided drying of all types of fabrics.
- High Efficiency method for intermediate or final drying.

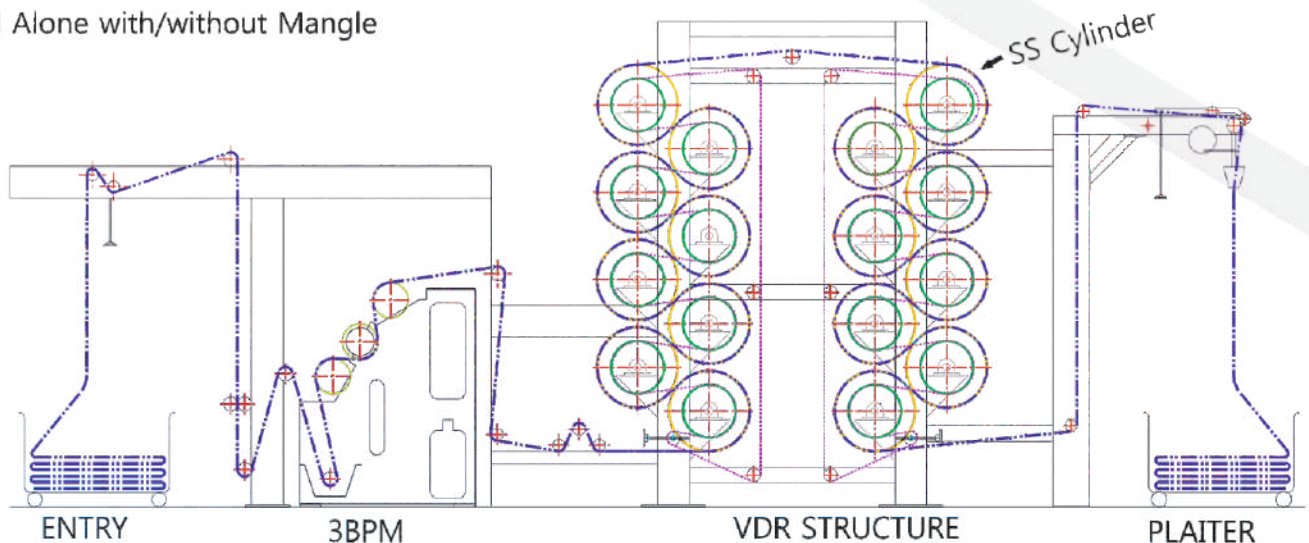


### TECHNICAL DETAILS

Cylinder Width	1200 to 3600 mm
No of Cylinders per stack	2 to maximum 20
Cylinder Diameter	762 or 800 mm
Drive	Belt Drive, Individual or Alternate Motor Drive
Speed	10 to 120 mtrs /min
Frames (Stacks)	In MS & I Beam Structure

### SALIENT FUTURE

Creaseless drying of fabric Minimum Maintenance Efficient steam consumption Consistently high quality standard Works with continuous processing ranges- Pre-Treatment, Mercerizing, Washing or Dyeing Stand Alone with/without Mangle









## TEXTILE MACHINE PARTS



Rotary Spares



Rotary Spares



Rotary Printing M/c's Head



Winch



Rotary Spares



Rotary End Ring




Hydro Etractor



Fabric Trolley



S.S. Cylinder



Curing Over



S.S Roll



**OM / TEXO FEB**

**Registered Address :** 2 Shrinath Estate, Nr Ghanti Bus Stop, Bhilwada, Amaraiwadi,  
Ahmedabad - 380026 (Gujarat) INDIA.

**Works Address :** 1 Gandhi Leprosy Seva Sangh, Nr. Cenal Vastral Road,  
Sureliya, Amaraiwadi, Ahmedabad (Gujarat) INDIA.

**Email :** omtexofeb@gmail.com

**Cell :** +91 94274 17542